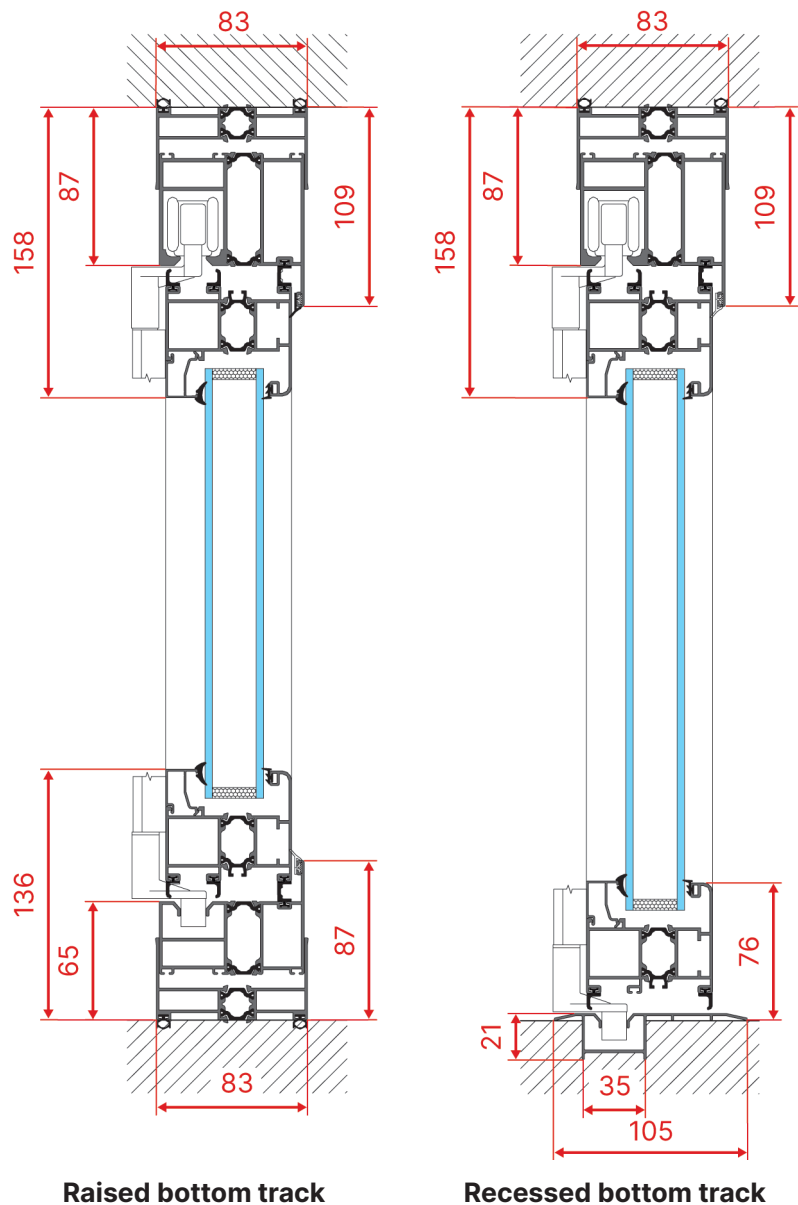


S70 RPT Series

Vertical section

Dimensions in mm

*Dimensions are valid, except for misprints



Raised bottom track

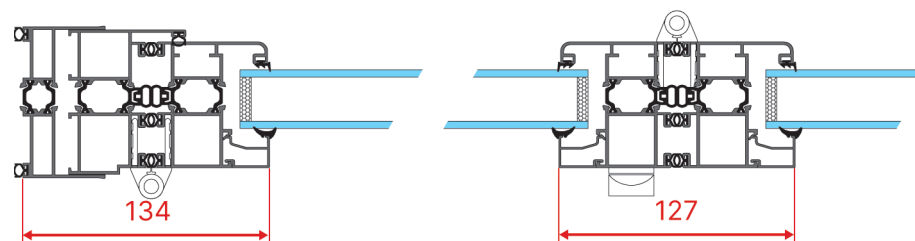
Recessed bottom track

Features

- Special reinforced series made from thermally broken aluminium and triple weathertight gasket.
- Thermal insulation values (U_w) between 2.0 - 2.4 W/m^2K , depending on the glass used.
- Glass panels up to 2750 mm high and 900 mm wide. Possibility of adding reinforcing profile for glass panels up to 3000 mm high and 1000 mm wide.
- Available with 27, 33, 39, 43, 47 and 50 mm gaps for the incorporation of glazing or panels.
- Can incorporate one or more mid rails.
- Leaves can open inwards or outwards.
- Fitted with horizontal and vertical glazing beads.
- Includes U-shaped compensation profile to correct minor misalignments.
- Optional incorporation of standard handles, business-type handles or three-point bolt locks.
- Accessories are available in white, black and, on demand, in the same colours as the profiles.
- Available with lacquered finishes in the classic RAL colour range, anodised or decorated with a wood-grain effect.

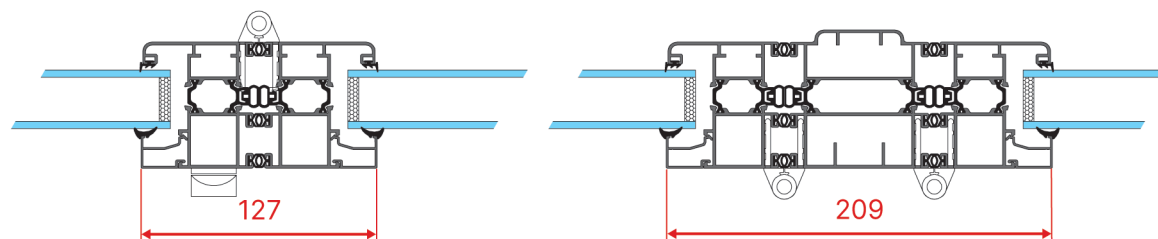
Horizontal section

Dimensions in mm



Horizontal section with reinforcing profile

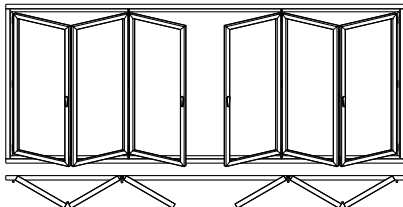
Dimensions in mm



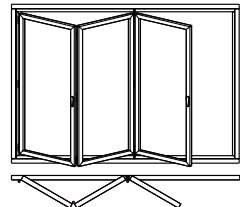
Opening options for S70 RPT and S55

Opening options

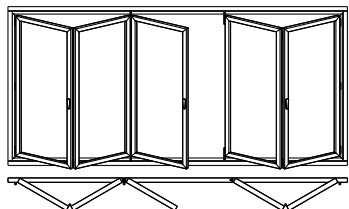
Both sides inward opening.
Number of leaves: odd and odd.



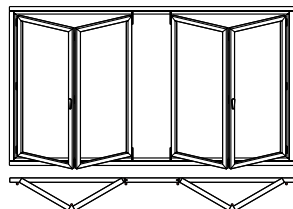
Left inward opening.
Number of leaves: odd.



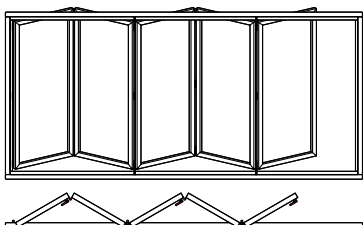
Both sides inward opening.
Number of leaves: odd and pair.



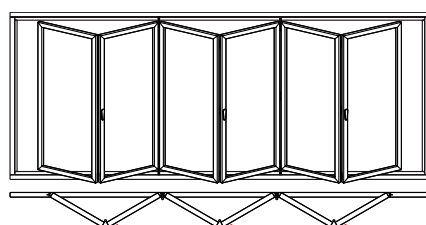
Interior opening both sides.
Number of leaves: pair and pair.



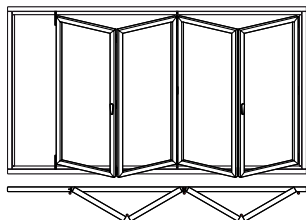
Left outward opening.
Number of leaves: odd.



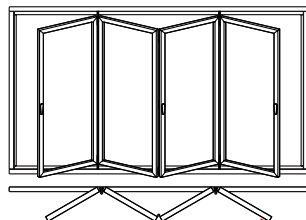
Indistinct inward opening.
Number of leaves: pair.



Right inward opening.
Number of leaves: pair.



Indistinct inward opening with hinged doors.



Features

There are many possibilities to adjust the opening configuration to suit your requirements. You can slide the doors as you wish.

You can slide all the panels to right or left side, or both sides of the aperture.

You also have the possibility to open them either to right and left side.

Panels can be folded inwards or outwards.